



Type Expert Name or Stock

Go Premium

News

Smart Portfolio

Markets



Login

Join For Free

Research Tools Smart Portfolio Top Stocks Top Experts News About Us Plans & Pricing



U.S. markets closed Thanksgiving Day

Big Financial Data For Simplified Stock Research

Search for symbols, companies, or experts

TipRanks evaluates public stock recommendations made by financial analysts and financial bloggers, then ranks those experts based on their accuracy and performance.

Join For Free

See Plans & Pricing

Stocks On The Move

Company	Price	Change
ADGI Adagio T...	2.32	
PSTG Pure Stor...	2.97	
JJSF J & J Sna...	14.49	
NTNX Nutanix	2.75	
CDNA CareDx	3.15	

Showing pre-market prices

Stock Screener >

My Smart Portfolio

Holdings Performance

Name	Price	Change
AAPL Apple	\$170.00	▼ \$1.65
ACB Autore Cannabis	\$400	▼ \$0.27
AIMC Aira Industrial Motion	\$40.82	▲ \$0.32
AMD Advanced Micro Dev...	\$83.17	▲ \$0.04
AMZN Amazon	\$3,372.71	▼ \$65.94

Year Daily Gain ▼ -1.38% Total Gain ▲ 195.67%

Open Smart Portfolio

My Holdings >

Latest News

- Dollar Tree Tops Q3 Results; Shares Up 9% 7m** (DLTR)
- Disney Stock: Will its Tides Turn? 11m** (DIS) (NDX)
- Verizon Acquires TracFone Wireless 18m** (VZ) (SEMR)
- Understanding PTC's Newly Added Risk Factors 49m** (PTC)
- Wednesday's Pre-Market: Here's What You Need to Know Before the Market Opens 2h** (NDX) (SPX) (DJIA)
- What Do Nvidia's Risk Factors Reveal? 2h** (NVDA)
- Matterport Riding on Metaverse Buzz; Website Traffic Improving 2h** (MTTR)
- DICK'S Sporting Goods Q3 Results Surpass Estimates 2h** (DKS)

All News >

Opinion & Insight Articles

All Stocks Dividend Stocks Penny Stocks

Popular Stocks

Company	Price & Change	Follow
---------	----------------	--------

Disney
 Stock: Wi...
 9 minutes

Wednesday
 Pre-...
 2 hours ag

Matterport
 Riding on...
 2 hours ag

Losses
 Loom for...
 4 hours ag

[More News >](#)

Daily Analyst Ratings

(Nov 24, 2021)

Buy Ratings | Sell

Analyst & Firm

- Laura Martin**
Needham
★★★★★
- Scott Berg**
Needham
★★★★★
- Bernie McTernan**
Needham
★★★★★
- Brian Schwartz**
Oppenheimer
★★★★★

34 analyst ratings since vesterdav

[All Ratings >](#)

Top Stocks

By Analysts | By Sm

Analysts' Top Stocks
Reserved for Premium Members

[Learn More](#)

[Top Stocks By Analysts >](#)

BABA Alibaba	\$134.14 \$0.48 (0.36%)	+
AAPL Apple	\$160.77 -\$0.64 (-0.4%)	+
AMZN Amazon	\$3,565 -\$15.04 (-0.42%)	+
TSLA Tesla	\$1,095.27 -\$13.76 (-1.24%)	+
NIO Nio	\$42.2 \$0.16 (0.38%)	+
NKLA Nikola	\$10.67 \$0.26 (2.5%)	+

[See All >](#)

Upcoming Earnings

Company	EPS Forecast	Smart Score	Time
DE Deere	\$3.87	9	☀️
LUKOY Oil compa...	\$3.91	7	☀️
TCOM TripCom G...	<\$0.01	3	☀️
UUGRY United Utili...	\$0.73	5	☀️
JMPY Johnson M...	\$2.82	5	☀️

[Earnings Calendar >](#)

TipRanks Labs

New on TipRanks...
 Nov 21, 20

TipRanks Expands i...
 Nov 17, 20

How to Invest Lik...
 Nov 11, 20

The Most Traded...
 Nov 04, 20

[More Labs Stories >](#)

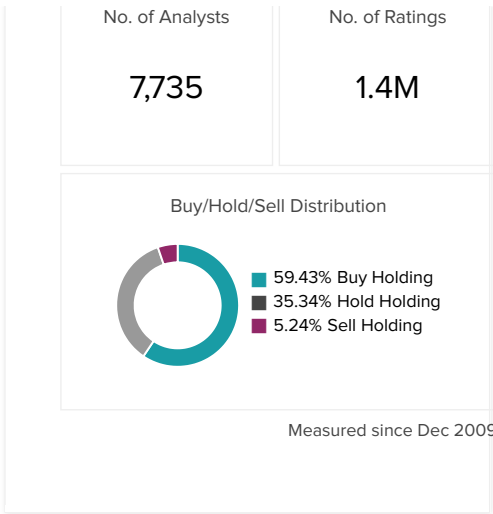
Today's Dividends (Nov 24, 2021)

Company	Amount	Yield	Payment Date
NEE NextEra ...	\$0.38	1.76%	In 20 Days
AMAT Applied ...	\$0.24	0.63%	In 21 Days
SPGI S&P Glob...	\$0.77	0.67%	In 15 Days
KHC Kraft Heinz	\$0.40	4.51%	In 22 Days
VOD Vodafone	\$0.50	9.82%	In 2 Months

Top Expert Center

Analysts | Investors | Gurus | Insiders

[See All >](#)



[Top 25 Wall Street Analysts >](#)



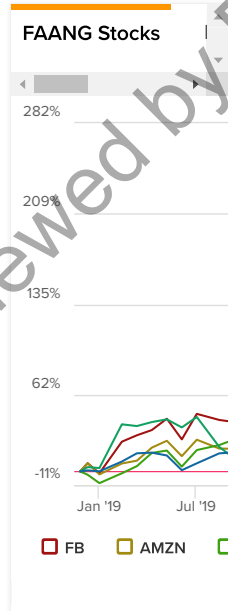
Trending Stocks



Company	Price &
FB Meta Plat...	-3.7
PYPL Paypal H...	-1.43
AMZN Amazon	7.4
NOW ServiceN...	-19.47
AAPL Apple	0.39

[Trending Stocks >](#)

Stock Comparison



[Compare More Stocks >](#)

Analyst Consensus By Sector



Technology

Consumer Goods

Utilities

Healthcare

Basic Materials

Industrial Goods

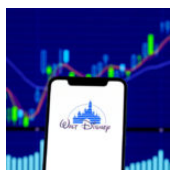
Services

Financial

■ Strong Buy
 ■ Moderate Buy
 ■ Hold
 ■ Moderate Sell
 ■ Strong Sell

[Analysts' Top Stocks >](#)

Stock News & Analysis ⓘ



Disney Stock: Will its Tides Turn?

Walt Disney (DIS) eroded its shareholders' wealth in 2021. It's worth noting that shares of this media and...

👤 Amit Singh 📅 9 minutes ago 🔄



Wednesday's Pre-Market: Here's What You Need to Know Before the Market Opens

U.S. stock futures were trending lower on Wednesday, as caution gripped the market ahead of crucial minutes from...


👤 Payal Gupta 📅 2 hours ago 🔄



Matterport Riding on Metaverse Buzz; Website Traffic Improving

Matterport (MTTR), a spatial data firm, offers a platform for capturing and experiencing 3D photos and models. To...

👤 Shalu Saraf 📅 2 hours ago 🔄



Losses Loom for Zoom, Post Q3 Earnings

The video conferencing firm Zoom Video Communications (ZM) achieved significant progress throughout the

pandemic, but with the reopening...

 Shalu Saraf  4 hours ago 



PayPal Stock Near 52-Week Low: What's Next?


After 2020's record performance, it hasn't been smooth sailing for the financial technology company PayPal (PYPL). Though businesses...


 Amit Singh  4 hours ago 



Energy Storage Is the Next 'Mega Theme;' These 2 Stocks Are Poised to Benefit

Electric vehicles. Renewable energy. Wind farms and solar arrays. These are the technologies that will 'lead the way'...

 Michael Marcus  13 hours ago



Amazon: Set Up to Deliver Strong 'Multi-Year Profitability,' Says Analyst

Throughout the pandemic, Amazon (AMZN) invested in its fulfillment and delivery network. The company has also been on...

 Marty Shtrubel  14 hours ago



Morgan Stanley Pounds the Table on Plug Power Stock

The Plug Power (PLUG) juggernaut has spun into overdrive. The stock has performed one of the year's most...

 Marty Shtrubel  16 hours ago

[See All News >](#)

TipRanks is a comprehensive investing tool that allows private investors and day traders to see the measured performance of anyone who provides financial advice.

Find Us on



NEWSLETTER SUBSCRIPTION

Enter your email to receive our newsletter



[Sitemap](#) [Terms of Use](#) [Privacy Policy](#) [FAQ](#)

Research Tools

[Top Smart Score Stocks](#)
[Trending Stocks](#)
[Daily Stock Ratings](#)
[Stock Screener](#)
[Stock Comparison](#)
[Analysts' Top Stocks](#)
[Daily Insider Transactions](#)
[Insiders' Hot Stocks](#)
[Expert Center](#)

Calendars

[Earnings Calendars](#)
[Dividend Calendars](#)
[IPO Calendar](#)
[Stock Market Holidays](#)

[Education](#)
[Glossary](#)
[Market News](#)
[Education Center](#)

Plans

[Plans & Pricing](#)
[Smart Investor](#)
[API for Institutions](#)
[Build a Quant Strategy](#)

[Company](#)
[About TipRanks](#)
[Contact Us](#)
[Reviews](#)
[Jobs](#)

Disclaimer: The TipRanks Smart Score performance is based on backtested results. Backtested performance is not an indicator of future actual results. The results reflect performance of a strategy not historically offered to investors and does not represent returns that any investor actually attained. Backtested results are calculated by the retroactive application of a model constructed on the basis of historical data and based on assumptions integral to the model which may or may not be testable and are subject to losses. General assumptions include: XYZ firm would have been able to purchase the securities recommended by the model and the markets were sufficiently liquid to permit all trading. Changes in these assumptions may have a material impact on the backtested returns presented. Certain assumptions have been made for modeling purposes and are unlikely to be realized. No representations and warranties are made as to the reasonableness of the assumptions. This information is provided for illustrative purposes only. Backtested performance is developed with the benefit of hindsight and has inherent limitations. Specifically, backtested results do not reflect actual trading or the effect of material economic and market factors on the decision-making process. Since trades have not actually been executed, results may have under- or over-compensated for the impact, if any, of certain market factors, such as lack of liquidity, and may not reflect the impact that certain economic or market factors may have had on the decision-making process. Further, backtesting allows the security selection methodology to be adjusted until past returns are maximized. Actual performance may differ significantly from backtested performance. Backtested results are adjusted to reflect the reinvestment of dividends and other income and, except where otherwise indicated, are presented gross-of fees and do not include the effect of backtested transaction costs, management fees, performance fees or expenses, if applicable. Please note all regulatory considerations regarding the presentation of fees must be taken into account. No cash balance or cash flow is included in the calculation.